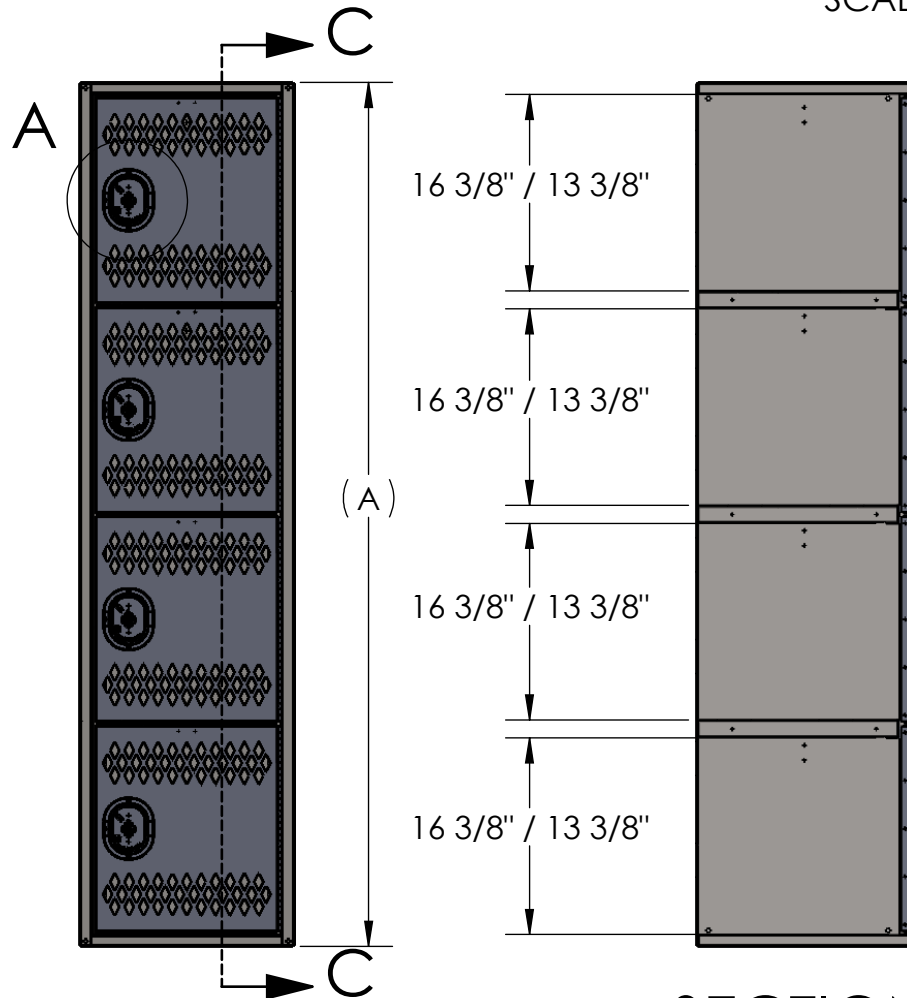
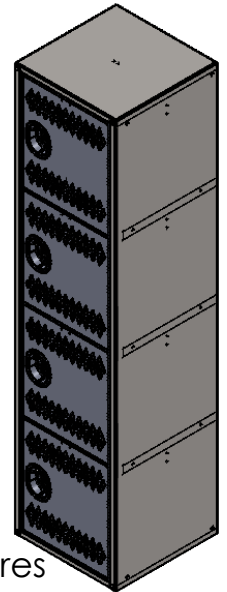


DETAIL A
SCALE 1 : 6

A3370 4-Tier, Standard Locker Size Chart		
Height (A)	Width (B)	Depth (C)
60"	12"	12", 15", 18"
60"	15", 18", 24"	12", 15", 18", 24"
72"	12"	12", 15", 18"
72"	15", 18", 24"	12", 15", 18", 24"

Note: 18"x18"x72"
Locker Shown for
Clarity Purposes Only,
for Detailed Locker Drawings
Contact PHS/Athletic Edge
Sales Associates



SECTION C-C

WELDED STEEL LOCKER, 4-Tier Standard Features

ALL STEEL CONSTRUCTION Minimum 16Ga Thickness

Includes 4 Stainless Steel Recessed Cups With Hasps
(1) Cup Per Tier (Padlock Not Included)

Powdercoat Color Purchase Order

DIMENSIONS ARE IN INCHES
TOLERANCES:
FRACTIONAL: ± 1/16"
ANGULAR: MACH ± 1 BEND ± 1
ONE PLACE DECIMAL ±.1
TWO PLACE DECIMAL ±.05
THREE PLACE DECIMAL ±.005
DO NOT SCALE DRAWING

PROPRIETARY AND CONFIDENTIAL
THE INFORMATION CONTAINED
IN THIS DRAWING IS THE SOLE
PROPERTY OF PIVOTAL HEALTH.
ANY REPRODUCTION IN PART OR
AS A WHOLE WITHOUT THE WRITTEN
PERMISSION OF PIVOTAL HEALTH
SOLUTIONS IS PROHIBITED.

Pivotal Health Solutions
3003 9th Ave SW,
Watertown, SD 57201
pivotalhealthsolutions.com
ph. 605-753-0110
fax. 605-882-8398

Rev: 01

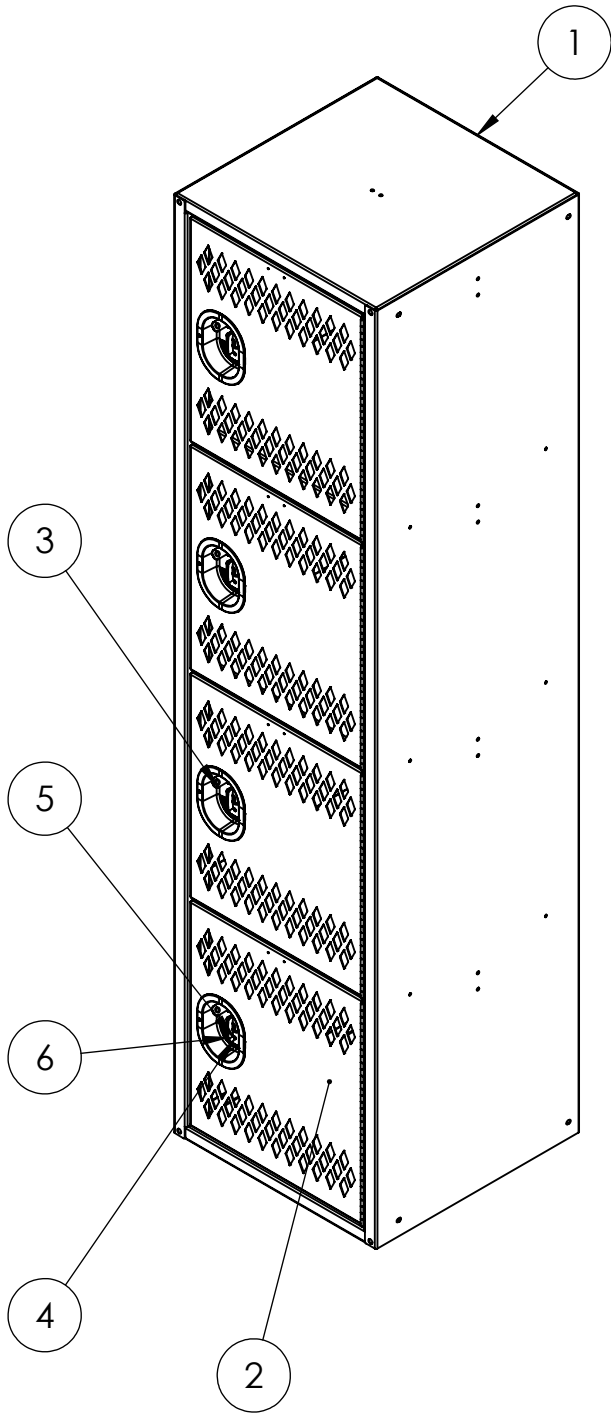
MATERIAL
SEE BOM

DESC.
Welded Locker, 4-Tier

PART NUMBER - NAME
A3370 4-Tier Layout DWG

SIZE: A SCALE: 1:16 SAVE: 2/4/2022 WEIGHT: 125.138lbs ENGR. ET SHEET 1 OF 3

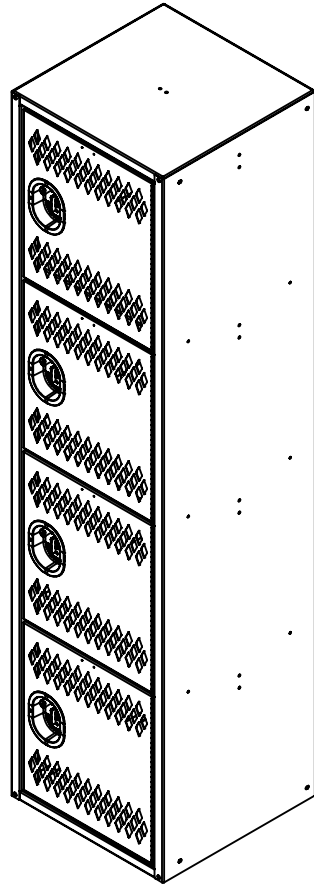
ITEM NO.	PART NUMBER	DESCRIPTION	QTY.
1	A1666	Welded 4 Tier Locker Body	1
2	A1665	Door Weldment For 18" 4 Tier Locker	4
3	A3395	HaspLock Rivet On Tab	4
4	A1138	SS Locker cup handle, AE logo	4
5	A3565	Latch Mount	4
6	A3564	Wing Handle Cam Latch	4



DIMENSIONS ARE IN INCHES TOLERANCES: FRACTIONAL $\pm 1/16"$ ANGULAR: MACH ± 1 BEND ± 1 ONE PLACE DECIMAL $\pm .1$ TWO PLACE DECIMAL $\pm .05$ THREE PLACE DECIMAL $\pm .005$ DO NOT SCALE DRAWING		PROPRIETARY AND CONFIDENTIAL THE INFORMATION CONTAINED IN THIS DRAWING IS THE SOLE PROPERTY OF PIVOTAL HEALTH. ANY REPRODUCTION IN PART OR AS A WHOLE WITHOUT THE WRITTEN PERMISSION OF PIVOTAL HEALTH SOLUTIONS IS PROHIBITED.	Pivotal Health Solutions 3003 9th Ave SW, Watertown, SD 57201 pivotalhealthsolutions.com ph. 605-753-0110 fax. 605-882-8398
MATERIAL SEE BOM		Rev: 01	
DESC. Welded Locker, 4-Tier			
PART NUMBER - NAME A3370 4-Tier Layout DWG			
SIZE: A	SCALE: 1:12	SAVE: 2/4/2022	WEIGHT: 125.138lbs
		ENGR. ET	SHEET 2 OF 3

REVISIONS

ECO	Rev.	Engineer	Date	Approval	Date	ALE/AAL	Date	Changes
	01	CTK	2/4/2022		2/4/2022			Proto



01

DIMENSIONS ARE IN INCHES TOLERANCES: FRACTIONAL $\pm 1/16"$ ANGULAR: MACH ± 1 BEND ± 1 ONE PLACE DECIMAL $\pm .1$ TWO PLACE DECIMAL $\pm .05$ THREE PLACE DECIMAL $\pm .005$ DO NOT SCALE DRAWING		PROPRIETARY AND CONFIDENTIAL THE INFORMATION CONTAINED IN THIS DRAWING IS THE SOLE PROPERTY OF PIVOTAL HEALTH. ANY REPRODUCTION IN PART OR AS A WHOLE WITHOUT THE WRITTEN PERMISSION OF PIVOTAL HEALTH SOLUTIONS IS PROHIBITED.	Pivotal Health Solutions 3003 9th Ave SW, Watertown, SD 57201 pivotalhealthsolutions.com ph. 605-753-0110 fax. 605-882-8398
MATERIAL SEE BOM		Rev: 01	
DESC. Welded Locker, 4-Tier			
PART NUMBER - NAME A3370 4-Tier Layout DWG			
SIZE: A	SCALE: 1:16	DATE: 2/4/2022	WEIGHT: 125.138lbs
ENGR. ET		SHEET 3 OF 3	