



Name:	
School/Organization:	
Dealer/Rep:	

Phone:	
E-mail:	
Sales Rep:	Quote:



VERIFY WHIRLPOOL TUB INFORMATION:

BRAND: _____

MODEL NUMBER: _____

WHIRLPOOL TUB DIMENSIONS: _____ W _____ H _____ D

STANDARD FEATURES:

- Load capacity: 400 lbs.
- Solid hardwood frame
- Marine grade fasteners
- Adjustable glider feet on legs

SINGLE WHIRLPOOL TABLES:

<input type="radio"/> WTP-100 • 55"W x 44"L x 32"H • Single Whirlpool • Plastic Top	<input type="radio"/> WTU-100 • 55"W x 44"L x 34"H • Single Whirlpool • Upholstered Top	<input type="radio"/> WTP-101 • 55"W x 44"L x 32"H • Single Whirlpool • Plastic Top • 2 Shelf Cabinet	<input type="radio"/> WTU-101 • 55"W x 44"L x 34"H • Single Whirlpool • Upholstered Top • 2 Shelf Cabinet
QTY:	QTY:	QTY:	QTY:

DOUBLE WHIRLPOOL TABLES:

<input type="radio"/> DWTP-100 • 85"W x 36"L x 32"H • Double Whirlpool • Plastic Top	<input type="radio"/> DWTU-100 • 85"W x 36"L x 34"H • Double Whirlpool • Upholstered Top	<input type="radio"/> DWTP-101 • 85"W x 36"L x 32"H • Double Whirlpool • Plastic Top • 2 Shelf Cabinet	<input type="radio"/> DWTU-101 • 85"W x 36"L x 34"H • Double Whirlpool • Upholstered Top • 2 Shelf Cabinet
QTY:	QTY:	QTY:	QTY:

**STOR-EDGE™
WHIRLPOOL TABLES**



STOR-EDGE™ WHIRLPOOL TABLES

OPTION:

MG - Marine Grade Foam and Upholstery

STANDARD WOOD COLORS:








 Oak

 Maple


WOOD STAIN OPTIONS:

WP-Stain

STANDARD STAIN COLORS:

<input type="radio"/>  Warm Copper	<input type="radio"/>  Rustic Fall
<input type="radio"/>  Deep Garnet	<input type="radio"/>  Warm Caramel
<input type="radio"/>  Fossil Gray	<input type="radio"/>  Black Beauty
<input type="radio"/>  Tungsten	<input type="radio"/> Custom Wood Stain Color:

STANDARD UPHOLSTERY COLORS:

<input type="radio"/>  Royal Blue	<input type="radio"/>  American Beauty
<input type="radio"/>  Imperial Blue	<input type="radio"/>  Lark
<input type="radio"/>  Blue Ridge	<input type="radio"/>  Burgundy
<input type="radio"/>  Deep Violet	<input type="radio"/>  Dove
<input type="radio"/>  Forest	<input type="radio"/>  Charcoal
<input type="radio"/>  Mandarin Orange	<input type="radio"/>  Mocha
<input type="radio"/>  Black	<input type="radio"/>  Putty

STANDARD PLASTIC COLOR:

 Black



WTU-100