



PT9082 HIP & KNEE FLEXION TREATMENT CABINET

STANDARD FEATURES:

- 30"W x 81.5"L x 31"H
- Load capacity: 600 lbs.
- 3 Section cabinet
- (6) Hinged doors on front with a solid back
- (1) Adjustable shelf in each section
- Available in wood or laminate finishes
- 110° Euro hinges on doors
- 2" High density foam cushion
- Lift back cushion
- Mechanical friction lock elevating back: 0 - 70°
- Elevating legs: 0 - 90°
- Hip & knee flexion
- Rounded corners
- Black wire pull handles

Name:	
School/Organization:	
Dealer/Rep:	

Phone:	
E-mail:	
Sales Rep:	Quote:



PT9082 (Doors Shown on Left Side)

STANDARD CABINET:

<input type="radio"/> PT9082 - 30"W x 81.5"L x 31"H
QTY:
Doors:
<input type="radio"/> Right Side <input type="radio"/> Left Side

OPTIONS:

<input type="radio"/> TSFO-FHD - Flush Mount Handles on Doors
<input type="radio"/> Lock Double Door - Lock on Double Doors



PT9082 HIP & KNEE FLEXION TREATMENT CABINET

STANDARD UPHOLSTERY COLORS:

- | | |
|---|---|
| <input type="radio"/>  Royal Blue | <input type="radio"/>  American Beauty |
| <input type="radio"/>  Imperial Blue | <input type="radio"/>  Lark |
| <input type="radio"/>  Blue Ridge | <input type="radio"/>  Burgundy |
| <input type="radio"/>  Deep Violet | <input type="radio"/>  Dove |
| <input type="radio"/>  Forest | <input type="radio"/>  Charcoal |
| <input type="radio"/>  Mandarin Orange | <input type="radio"/>  Mocha |
| <input type="radio"/>  Black | <input type="radio"/>  Putty |





STANDARD WOOD COLORS:

- | |
|---|
| <input type="radio"/>  Oak |
| <input type="radio"/>  Maple |

WOOD STAIN OPTION:



- CAB-Stain

STANDARD STAIN COLORS:

- | | |
|---|--|
| <input type="radio"/>  Warm Copper | <input type="radio"/>  Rustic Fall |
| <input type="radio"/>  Deep Garnet | <input type="radio"/>  Warm Caramel |
| <input type="radio"/>  Fossil Gray | <input type="radio"/>  Black Beauty |
| <input type="radio"/>  Tungsten | <input type="radio"/> Custom Wood Stain Color: |

NOTES:








CUSTOM BRANDING:

- | | | | |
|---|---|---|---|
| <input type="radio"/> Decal Custom Small
Small Logo Decal
(6"W x 6"H) |  | <input type="radio"/> Decal Custom Large
Large Logo Decal
(12"W x 12"H) |  |
|---|---|---|---|

CUSTOM CUSHION BRANDING:









- | | | | |
|---|---|---|---|
| <input type="radio"/> Logo Cover - Logo Slip Cover
(Lift Back Only)
(30"W x 12"H) |  | <input type="radio"/> Logo DB - Deboss Logo
(12"W x 12"H)
DEBPLT12 - Deboss Plate |  |
| <input type="radio"/> Logo CP - Color Edge Print
(12"W x 12"H) |  | | |

COLOR EDGE UPHOLSTERY COLORS:

- | | |
|--|---|
| <input type="radio"/>  Blue Ribbon | <input type="radio"/>  Celestial |
| <input type="radio"/>  Purple Passion | <input type="radio"/>  Valentine |
| <input type="radio"/>  Crimson | <input type="radio"/>  Dolphin |
| <input type="radio"/>  Black | |

**Color Edge Print upholstery colors do not match Standard Upholstery colors.

STANDARD LAMINATE COLORS:

- | | |
|---|--|
| <input type="radio"/>  Oak | <input type="radio"/>  Grey |
| <input type="radio"/>  Maple | <input type="radio"/>  Storm Grey |
| <input type="radio"/>  Wild Cherry | <input type="radio"/>  Harbor Grain |
| <input type="radio"/>  Espresso | <input type="radio"/>  Black |