




Name:	
School/Organization:	
Dealer/Rep:	

Phone:	
E-mail:	
Sales Rep:	Quote:

STANDARD FEATURES:

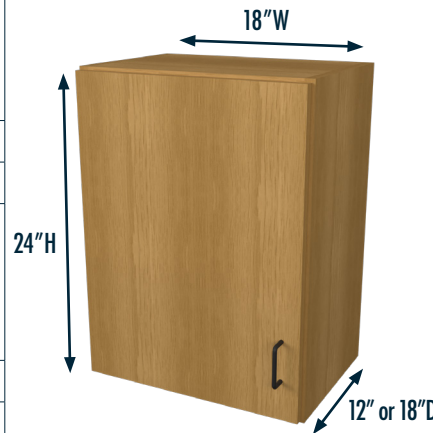
- Available in wood or laminate finishes
- 1 Adjustable shelf in each cabinet
- 110° Euro hinges on doors
- Black wire pull handles
- Right or left hinges available on single door cabinets
- Mounting hardware not supplied



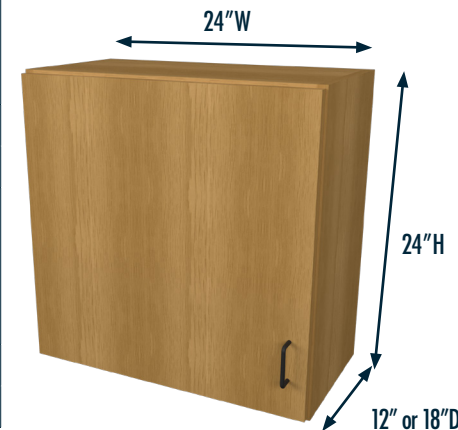
SEMCW-007

24" CABINET CONFIGURATIONS:

<input type="radio"/> SEMCW-001
<ul style="list-style-type: none"> • 18"W x 12"D x 24"H • (1) Adjustable Shelf • (1) Hinged Door
QTY:
<input type="radio"/> Right Hinged <input type="radio"/> Left Hinged
<input type="radio"/> SEMCW-009
<ul style="list-style-type: none"> • 18"W x 18"D x 24"H • (1) Adjustable Shelf • (1) Hinged Door
QTY:
<input type="radio"/> Right Hinged <input type="radio"/> Left Hinged



<input type="radio"/> SEMCW-002
<ul style="list-style-type: none"> • 24"W x 12"D x 24"H • (1) Adjustable Shelf • (1) Hinged Door
QTY:
<input type="radio"/> Right Hinged <input type="radio"/> Left Hinged
<input type="radio"/> SEMCW-010
<ul style="list-style-type: none"> • 24"W x 18"D x 24"H • (1) Adjustable Shelf • (1) Hinged Door
QTY:
<input type="radio"/> Right Hinged <input type="radio"/> Left Hinged

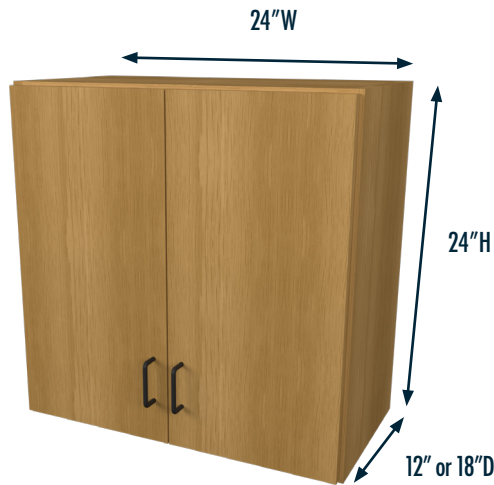


STOR-EDGE™ MEDICAL WALL CABINETS




STOR-EDGE™ MEDICAL WALL CABINETS

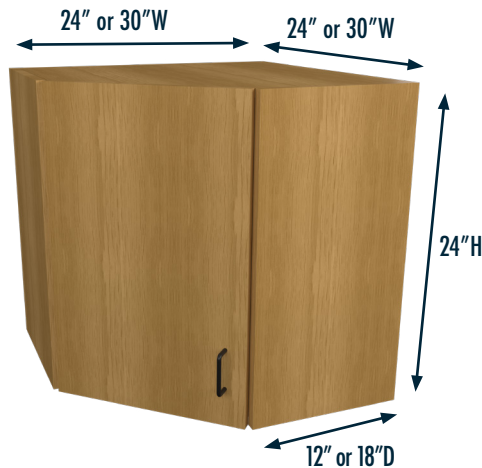
<input type="radio"/> SEMCW-003 <ul style="list-style-type: none"> • 24"W x 12"D x 24"H • (1) Adjustable Shelf • (2) Hinged Doors
QTY:
<input type="radio"/> SEMCW-011 <ul style="list-style-type: none"> • 24"W x 18"D x 24"H • (1) Adjustable Shelf • (2) Hinged Doors
QTY:



<input type="radio"/> SEMCW-004 <ul style="list-style-type: none"> • 24"W x 12"D x 24"H • "L" Corner Unit • (1) Adjustable Shelf • (1) Hinged Door
QTY:
<input type="radio"/> Right Hinged <input type="radio"/> Left Hinged
<input type="radio"/> SEMCW-012 <ul style="list-style-type: none"> • 30"W x 18"D x 24"H • "L" Corner Unit • (1) Adjustable Shelf • (1) Hinged Door
QTY:
<input type="radio"/> Right Hinged <input type="radio"/> Left Hinged



<input type="radio"/> SEMCW-017 <ul style="list-style-type: none"> • 24"W x 12"D x 24"H • Corner Unit • (1) Adjustable Shelf • (1) Hinged Door
QTY:
<input type="radio"/> Right Hinged <input type="radio"/> Left Hinged
<input type="radio"/> SEMCW-019 <ul style="list-style-type: none"> • 30"W x 18"D x 24"H • Corner Unit • (1) Adjustable Shelf • (1) Hinged Door
QTY:
<input type="radio"/> Right Hinged <input type="radio"/> Left Hinged



30" CABINET CONFIGURATIONS:

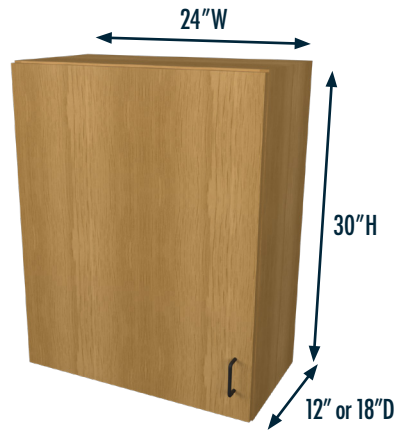
<input type="radio"/> SEMCW-005 <ul style="list-style-type: none"> • 18"W x 12"D x 30"H • (1) Adjustable Shelf • (1) Hinged Door
QTY:
<input type="radio"/> Right Hinged <input type="radio"/> Left Hinged
<input type="radio"/> SEMCW-013 <ul style="list-style-type: none"> • 18"W x 18"D x 30"H • (1) Adjustable Shelf • (1) Hinged Door
QTY:
<input type="radio"/> Right Hinged <input type="radio"/> Left Hinged



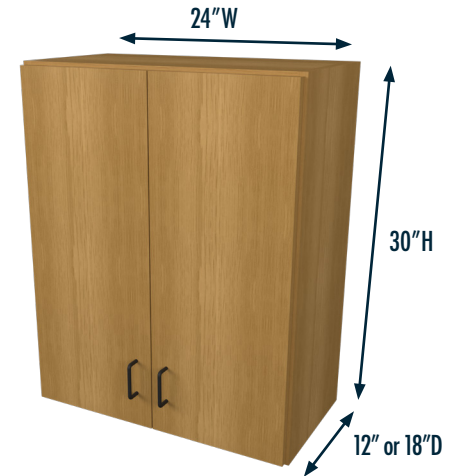


STOR-EDGE™ MEDICAL WALL CABINETS

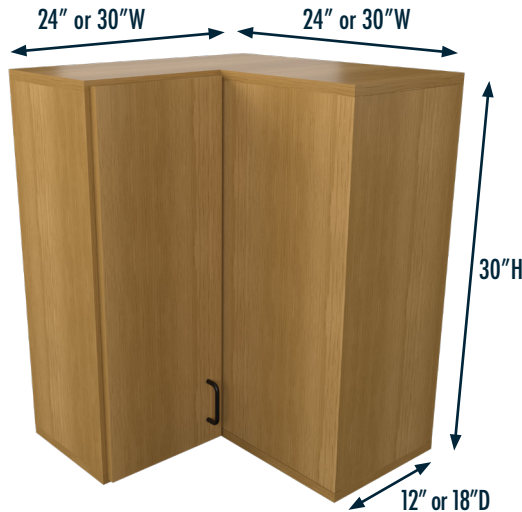
<input type="radio"/> SEMCW-006 <ul style="list-style-type: none"> • 24"W x 12"D x 30"H • (1) Adjustable Shelf • (1) Hinged Door
QTY:
<input type="radio"/> Right Hinged <input type="radio"/> Left Hinged
SEMCW-014 <ul style="list-style-type: none"> • 24"W x 18"D x 30"H • (1) Adjustable Shelf • (1) Hinged Door
QTY:
<input type="radio"/> Right Hinged <input type="radio"/> Left Hinged



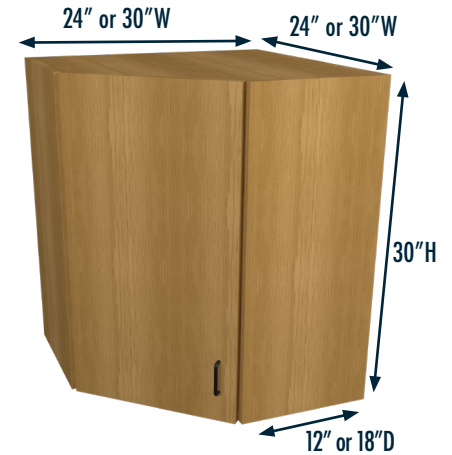
<input type="radio"/> SEMCW-007 <ul style="list-style-type: none"> • 24"W x 12"D x 30"H • (1) Adjustable Shelf • (2) Hinged Doors
QTY:
<input type="radio"/> SEMCW-015 <ul style="list-style-type: none"> • 24"W x 18"D x 30"H • (1) Adjustable Shelf • (2) Hinged Doors
QTY:



<input type="radio"/> SEMCW-008 <ul style="list-style-type: none"> • 24"W x 12"D x 30"H • "L" Corner Unit • (1) Adjustable Shelf • (1) Hinged Door
<input type="radio"/> Right Hinged <input type="radio"/> Left Hinged
QTY:
<input type="radio"/> SEMCW-016 <ul style="list-style-type: none"> • 30"W x 18"D x 30"H • "L" Corner Unit • (1) Adjustable Shelf • (1) Hinged Door
<input type="radio"/> Right Hinged <input type="radio"/> Left Hinged
QTY:



<input type="radio"/> SEMCW-018 <ul style="list-style-type: none"> • 24"W x 12"D x 30"H • Corner Unit • (1) Adjustable Shelf • (1) Hinged Door
<input type="radio"/> Right Hinged <input type="radio"/> Left Hinged
QTY:
<input type="radio"/> SEMCW-020 <ul style="list-style-type: none"> • 30"W x 18"D x 30"H • Corner Unit • (1) Adjustable Shelf • (1) Hinged Door
<input type="radio"/> Right Hinged <input type="radio"/> Left Hinged
QTY:





STOR-EDGE™ MEDICAL WALL CABINETS

OPTIONS:

- | |
|--|
| <input type="radio"/> Lock1004 - Lock on Single Door |
| <input type="radio"/> Lock Double Door - Lock on Double Door |
| <input type="radio"/> TSFO-FHDR - Flush Mount Handles on Drawers |
| <input type="radio"/> TSFO-FHSD - Flush Mount Handles - Single Door (18"W or 24"W) |








STANDARD WOOD COLORS:

- | |
|---|
| <input type="radio"/>  Oak |
| <input type="radio"/>  Maple |









WOOD STAIN OPTIONS:

- | |
|---------------------------------|
| <input type="radio"/> MOD-Stain |
|---------------------------------|

STANDARD STAIN COLORS:

- | | |
|---|--|
| <input type="radio"/>  Warm Copper | <input type="radio"/>  Rustic Fall |
| <input type="radio"/>  Deep Garnet | <input type="radio"/>  Warm Caramel |
| <input type="radio"/>  Fossil Gray | <input type="radio"/>  Black Beauty |
| <input type="radio"/>  Tungsten | <input type="radio"/> Custom Wood Stain Color: |

STANDARD LAMINATE COLORS:

- | | |
|---|--|
| <input type="radio"/>  Oak | <input type="radio"/>  Grey |
| <input type="radio"/>  Maple | <input type="radio"/>  Storm Grey |
| <input type="radio"/>  Cherry Merlot | <input type="radio"/>  Harbor Grain |
| <input type="radio"/>  Espresso | <input type="radio"/>  Black |

CUSTOM BRANDING:

- | | |
|---|---|
| <input type="radio"/> Decal Custom Small
Small Logo Decal
(6"W x 6"H)  | <input type="radio"/> Decal Custom Large
Large Logo Decal
(12"W x 12"H)  |
|---|---|