



Name:	
School/Organization:	
Dealer/Rep:	

Phone:	
E-mail:	
Sales Rep:	Quote:

SC-008



**STANDARD FEATURES:**

- Available in wood or laminate finishes
- Cabinets available with or without exterior double doors
- Full extension glides on all drawers
- Black wire pull handles
- Heavy duty overlay hinges
- Weight racks and J-hooks provided where applicable
- Cabinets ship fully assembled
- All cabinets must be fastened to the wall (fasteners not included)



SC-003



SC-004



SC-004D



SC-006



SC-007

<input type="radio"/> SC-003 <ul style="list-style-type: none"> <li>• 32"W x 23"D x 76"H</li> <li>• (3) Adjustable shelves</li> <li>• (3) 8" Drawers</li> <li>• Slatwall hanger board</li> <li>• (6) J-Hooks</li> </ul>
QTY:
<input type="radio"/> SC-003D <ul style="list-style-type: none"> <li>• 32"W x 24"D x 76"H</li> <li>• SC-003 Standard features</li> <li>• (2) Exterior doors</li> </ul>
QTY:

<input type="radio"/> SC-004 <ul style="list-style-type: none"> <li>• 32"W x 23"D x 76"H</li> <li>• (5) Adjustable shelves</li> </ul>
QTY:
<input type="radio"/> SC-004D <ul style="list-style-type: none"> <li>• 32"W x 24"D x 76"H</li> <li>• SC-004 Standard features</li> <li>• (2) Exterior doors</li> </ul>
QTY:

<input type="radio"/> SC-006 <ul style="list-style-type: none"> <li>• 32"W x 23"D x 76"H</li> <li>• (6) Adjustable shelves</li> <li>• (2) Fixed shelves</li> <li>• (4) 11" Drawers</li> </ul>
QTY:
<input type="radio"/> SC-004D <ul style="list-style-type: none"> <li>• 32"W x 24"D x 76"H</li> <li>• SC-006 Standard features</li> <li>• (2) Exterior doors</li> </ul>
QTY:

<input type="radio"/> SC-007 <ul style="list-style-type: none"> <li>• 16.5"W x 18"D x 84"H</li> <li>• (5) Fixed cubby storage</li> <li>• Single cubby: 15"W x 18"D x 15"H</li> </ul>
QTY:

# STOR-EDGE™ STATIONARY CABINETS



# STOR-EDGE™ STATIONARY CABINETS



- SC-008
  - 32"W x 23"D x 76"H
  - (8) Band dispenser bar
  - (2) Weight hanger racks (10 weights/rack)
  - Slatwall hanger board
  - (12) J-Hooks

QTY:

- SC-008D
  - 32"W x 24"D x 76"H
  - SC-008D Standard features
  - (2) Exterior doors

QTY:

- SC-009
  - 32"W x 23"D x 76"H
  - (5) Adjustable shelves
  - Slatwall hanger board
  - (6) J-Hooks

QTY:

- SC-009D
  - 32"W x 24"D x 76"H
  - SC-009D Standard features
  - (2) Exterior doors

QTY:

- SC-010
  - 32"W x 23"D x 76"H
  - Bottom storage compartment
  - Slatwall hanger board
  - (12) J-Hooks

QTY:

- SC-010D
  - 32"W x 24"D x 76"H
  - SC-010 Standard features
  - (2) Exterior doors

QTY:

- SC-011
  - 32"W x 23"D x 76"H
  - (1) Adjustable shelf
  - (1) Clothes rod
  - (2) 11" Drawers
  - Slatwall hanger board
  - (6) J-Hooks

QTY:

- SC-011D
  - 32"W x 24"D x 76"H
  - SC-003 Standard features
  - (2) Exterior doors

QTY:



# STOR-EDGE™ STATIONARY CABINETS



SR-012



SR-013



SR-014



SR-015

<input type="radio"/> SC-012 <ul style="list-style-type: none"> <li>• 32"W x 23"D x 76"H</li> <li>• (3) Adjustable shelves</li> <li>• (6) Storage cubbies</li> <li>• Slatwall hanger board</li> <li>• (12) J-Hooks</li> </ul>
QTY:
<input type="radio"/> SC-012D <ul style="list-style-type: none"> <li>• 32"W x 24"D x 76"H</li> <li>• SC-012 Standard features</li> <li>• (2) Exterior doors</li> </ul>
QTY:

<input type="radio"/> SC-013 <ul style="list-style-type: none"> <li>• 32"W x 23"D x 76"H</li> <li>• (2) Adjustable shelves</li> <li>• (1) Clothes rod</li> <li>• Slatwall hanger board</li> <li>• (6) J-Hooks</li> </ul>
QTY:
<input type="radio"/> SC-013D <ul style="list-style-type: none"> <li>• 32"W x 24"D x 76"H</li> <li>• SC-013 Standard features</li> <li>• (2) Exterior doors</li> </ul>
QTY:

<input type="radio"/> SC-014 <ul style="list-style-type: none"> <li>• 32"W x 23"D x 76"H</li> <li>• (2) Adjustable shelves</li> <li>• (4) 8" Drawers</li> <li>• Slatwall hanger board</li> <li>• (6) J-Hooks</li> </ul>
QTY:
<input type="radio"/> SC-014D <ul style="list-style-type: none"> <li>• 32"W x 24"D x 76"H</li> <li>• SC-014 Standard features</li> <li>• (2) Exterior doors</li> </ul>
QTY:

<input type="radio"/> SC-015 <ul style="list-style-type: none"> <li>• 48"W x 23"D x 76"H</li> <li>• (8) Adjustable shelves</li> <li>• (4) 8" Drawers</li> </ul>
QTY:
<input type="radio"/> SC-015D <ul style="list-style-type: none"> <li>• 48"W x 24"D x 76"H</li> <li>• SC-015 Standard features</li> <li>• (2) Exterior doors</li> </ul>
QTY:



# STOR-EDGE™ STATIONARY CABINETS

## OPTIONS:

- Lock1001 - Lock on Drawers (Not Available with Flush Mount Handles)
- Lock Double Door - Lock on Double Door
- TSFO-FHDR - Flush Mount Handles on Drawers
- TSFO-FHLDD - Flush Mount Handles on Large Exterior Doors








## STANDARD WOOD COLORS:

-  Oak
-  Maple









## WOOD STAIN OPTIONS:

- MOD-Stain

## STANDARD STAIN COLORS:

- |  |   |
|--|---|
| <input type="checkbox"/>  Warm Copper | <input type="checkbox"/>  Rustic Fall  |
| <input type="checkbox"/>  Deep Garnet | <input type="checkbox"/>  Warm Caramel |
| <input type="checkbox"/>  Fossil Gray | <input type="checkbox"/>  Black Beauty |
| <input type="checkbox"/>  Tungsten  | <input type="checkbox"/> Custom Wood Stain Color:   |

## STANDARD LAMINATE COLORS:

- |  |   |
|--|---|
| <input type="checkbox"/>  Oak           | <input type="checkbox"/>  Grey         |
| <input type="checkbox"/>  Maple         | <input type="checkbox"/>  Storm Grey   |
| <input type="checkbox"/>  Cherry Merlot | <input type="checkbox"/>  Harbor Grain |
| <input type="checkbox"/>  Espresso      | <input type="checkbox"/>  Black        |

## CUSTOM BRANDING:

- |  |   |  |   |
|--|---|--|---|
| <input type="checkbox"/> Decal Custom Small<br>Small Logo Decal<br>(6"W x 6"H) |  | <input type="checkbox"/> Decal Custom Large<br>Large Logo Decal<br>(12"W x 12"H) |  |
|--|---|--|---|