



Name:	
School/Organization:	
Dealer/Rep:	

Phone:	
E-mail:	
Sales Rep:	Quote:

STANDARD FEATURES:

- Load capacity: 450 lbs. per seat
- Dowel and glue construction
- Fully finished cabinets
- Laminate and wood options
- Full extension drawer glides
- Front and side access
- Black wire pull handles
- 110° Euro hinges
- Seamless 2" high density foam cushion with rounded corners
- Depths (Flat Taping Stations): 36", 42", or 48"
- Depths (Tilt Taping Stations): 42" or 48"
- Heights: 36" or 42"
- Width: 24"W cabinet sections (26"W cushions)

HEIGHT:

<input type="radio"/> 36"H
<input type="radio"/> 42"H

NUMBER OF SEATS:

<input type="radio"/> 2 Seat - 74"W (2 Seats & 1 Center)
<input type="radio"/> 3 Seat - 122"W (3 Seats & 2 Centers)
<input type="radio"/> 4 Seat - 170"W (4 Seats & 3 Centers)
<input type="radio"/> 5 Seat - 218"W (5 Seats & 4 Centers)



2 Seat Tilt Taping Station with Waste Bin Cutout

DEPTH:

<input type="radio"/> 36"D (36"D Flat Top ONLY)
<input type="radio"/> 42"D
<input type="radio"/> 48"D

OPTIONS:

<input type="radio"/> TSFO-FHDR - Flush Mount Handles on Drawers
<input type="radio"/> TSFO-FHD - Flush Mount Handles on Doors
<input type="radio"/> Lock1001 - Lock on Drawers (Not Available with Flush Mount Handles)
<input type="radio"/> Lock Double Door - Lock on Double Doors
<input type="radio"/> Lock1004 - Lock on Single Side Doors

MODULAR TAPING STATIONS



MODULAR TAPING STATIONS

STANDARD UPHOLSTERY COLORS:

- | | |
|---------------------------------------|---------------------------------------|
| <input type="radio"/> Royal Blue | <input type="radio"/> American Beauty |
| <input type="radio"/> Imperial Blue | <input type="radio"/> Lark |
| <input type="radio"/> Blue Ridge | <input type="radio"/> Burgundy |
| <input type="radio"/> Deep Violet | <input type="radio"/> Dove |
| <input type="radio"/> Forest | <input type="radio"/> Charcoal |
| <input type="radio"/> Mandarin Orange | <input type="radio"/> Mocha |
| <input type="radio"/> Black | <input type="radio"/> Putty |

STANDARD WOOD COLORS:

- | |
|-----------------------------|
| <input type="radio"/> Oak |
| <input type="radio"/> Maple |

WOOD STAIN OPTIONS:

- | |
|--|
| <input type="radio"/> S1-Stain - 1 Seat Taping Station |
| <input type="radio"/> S2-Stain - 2 Seat Taping Station |
| <input type="radio"/> S3-Stain - 3 Seat Taping Station |
| <input type="radio"/> S4-Stain - 4 Seat Taping Station |
| <input type="radio"/> S5-Stain - 5 Seat Taping Station |

LAMINATE TOP COLORS:

- | | |
|--------------------------------------|------------------------------------|
| <input type="radio"/> Brittany Blue | <input type="radio"/> Royal Blue |
| <input type="radio"/> Navy Blue | <input type="radio"/> Red |
| <input type="radio"/> Burgundy | <input type="radio"/> Hunter Green |
| <input type="radio"/> North Sea Grey | <input type="radio"/> Slate Grey |
| <input type="radio"/> Black | |

If choosing custom stain, please select a laminate top option for the center section countertop

STANDARD LAMINATE COLORS:

- | | |
|-----------------------------------|------------------------------------|
| <input type="radio"/> Oak | <input type="radio"/> Grey |
| <input type="radio"/> Maple | <input type="radio"/> Storm Grey |
| <input type="radio"/> Wild Cherry | <input type="radio"/> Harbor Grain |
| <input type="radio"/> Espresso | <input type="radio"/> Black |

STANDARD STAIN COLORS:

- | | |
|-----------------------------------|--|
| <input type="radio"/> Warm Copper | <input type="radio"/> Rustic Fall |
| <input type="radio"/> Deep Garnet | <input type="radio"/> Warm Caramel |
| <input type="radio"/> Fossil Gray | <input type="radio"/> Black Beauty |
| <input type="radio"/> Tungsten | <input type="radio"/> Custom Wood Stain Color: |

CUSTOM BRANDING:

- | | | |
|---|---|--|
| <input type="radio"/> Decal Custom Small
Small Logo Decal
(6"W x 6"H) | <input type="radio"/> Decal Custom Large
Large Logo Decal
(12"W x 12"H) | <input type="radio"/> CFCL - Custom Full Color
Laminate |
|---|---|--|



TS2-4242 with Custom Full Color Laminate



MODULAR TAPING STATIONS

CUSTOM CUSHION BRANDING:

<input type="radio"/> Logo Cover - Logo Slip Cover (Lift Back Only) (30"W x 12"H)	<input type="radio"/> Logo DB - Deboss Logo (12"W x 12"H) DEBPLT12 - Deboss Plate
<input type="radio"/> Logo CP - Color Edge Print (12"W x 12"H)	

COLOR EDGE UPHOLSTERY COLORS:

<input type="radio"/> Blue Ribbon	<input type="radio"/> Crimson
<input type="radio"/> Purple Passion	<input type="radio"/> Black
<input type="radio"/> Celestial	<input type="radio"/> Dolphin
<input type="radio"/> Valentine	

**Color Edge Print upholstery colors do not match Standard Upholstery colors.

CUSTOM WALL PAD BRANDING:

<input type="radio"/> WP2424-W/Sling-Logo Wall Pad Sling (12"W x 24"H)	<input type="radio"/> Logo DB - Deboss Logo (12"W x 12"H) DEBPLT12 - Deboss Plate
<input type="radio"/> Logo CP - Color Edge Print (12"W x 12"H)	

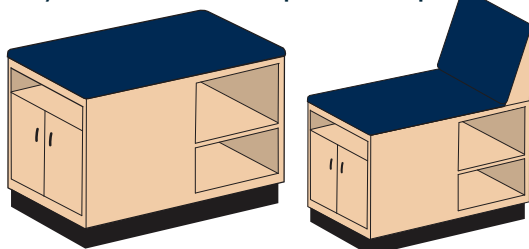
COLOR EDGE UPHOLSTERY COLORS:

<input type="radio"/> Blue Ribbon	<input type="radio"/> Crimson
<input type="radio"/> Purple Passion	<input type="radio"/> Black
<input type="radio"/> Celestial	<input type="radio"/> Dolphin
<input type="radio"/> Valentine	

**Color Edge Print upholstery colors do not match Standard Upholstery colors.

STANDARD TAPING STATION (TS OR TTS MODELS):

- (2) Doors • Open Cubby
- 1/2 Side with Shelf • Upholstered Top

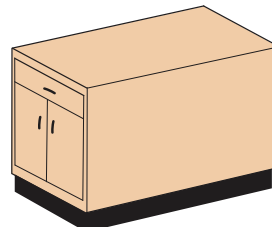


TS - Flat

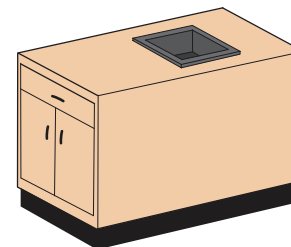
TTS - Tilt

STANDARD CENTER CABINET:

- (2) Doors • Laminate/Wood Top
- Full Sides • Full 8" Drawer

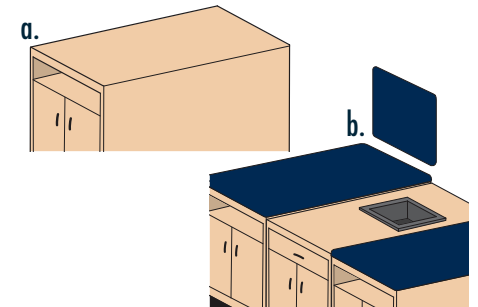


CENTER CABINET TOP OPTION:



CCTO-WB Waste Hamper & Cutout

TAPING STATION TOP OPTIONS:

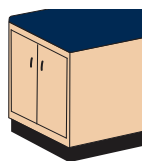


- a. TSTO-LT - Laminate/Wood Top (No Upholstery)
- b. TSTO-WP - Wall Pad 24" x 24"

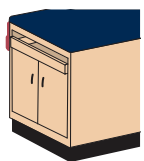
MODULAR TAPING STATIONS

teamedgeathletics.com | 800.743.7738

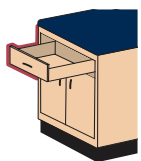
TAPING STATION FRONT OPTIONS:



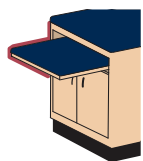
TSFO-D1
Full Doors



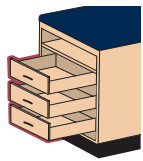
TSFO-D3
1/2 Drawer Pullout



TSFO-D4
Full Drawer



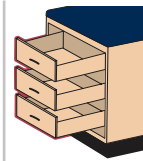
TSFO-D5
Foot Extender



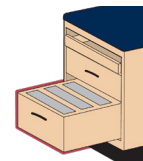
TSFO-D6
(3) Drawers



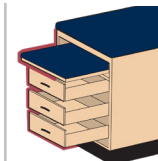
TSFO-D7
Pullout Stand, Drawer, Cubby



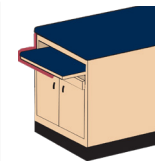
TSFO-D11
(3) Full Drawers



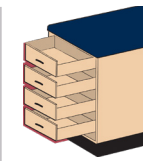
TSFO-D14
Pullout Stand, Full Drawer, 1/2 Drawer Pullout



TSFO-D15
(3) Full Drawers (Replaces Doors), Cubby, Foot Extender

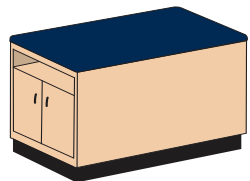


TSFO-D16
(2) Doors, Half Drawer Pullout, Foot Extender

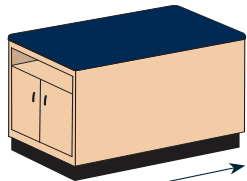


TSFO-D18
(4) Full Drawers (No Door or Open Cubby)

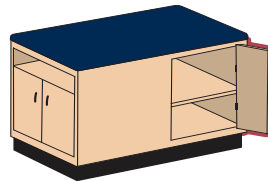
TAPING STATION SIDE OPTIONS:



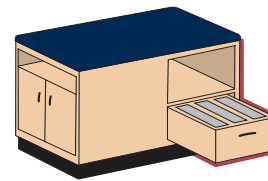
TSFO-S1 - Full Side



TSFO-S1-FD - Full Side with Full Depth Storage



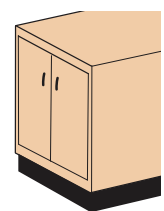
TSFO-S3 - Hinged Side Door



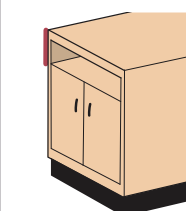
TSFO-S4 - Side Pullout Stand

NOTES:

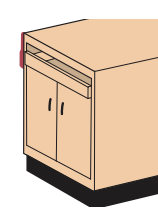
CENTER CABINET FRONT OPTIONS:



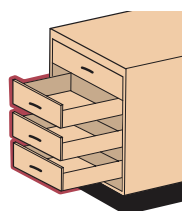
CCFO-D1
Full Doors



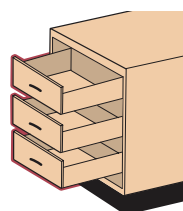
CCFO-D2
Open Cubby



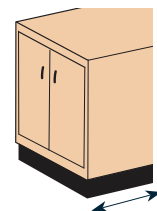
CCFO-D3 -
1/2 Drawer Pullout



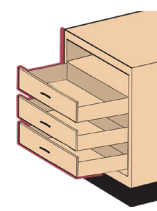
CCFO-D6
(3) Drawers



CCFO-D11
(3) Full Drawer



CCFO-FD
Full Depth Storage



CCFO-D17
Open cubby, No Doors, (3) Full Drawers