



Name:	
School/Organization:	
Dealer/Rep:	

Phone:	
E-mail:	
Sales Rep:	Quote:

STANDARD FEATURES:

- Load capacity: 1000 lbs
- Durable aluminum construction
- Tough powder coat finish
- Leveling feet
- 1.5" Semi-firm foam cushion with rounded corners
- Elevation option: hand control is mounted on one side
- Graphics package: include: (1) school logo/name decal on each tape holder (1 on each end) (Only available with storage shelf option)



A4520 with Storage Shelves

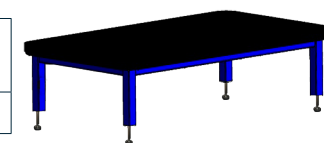
STANDARD FIXED HEIGHT MAT TABLES:

<input type="radio"/> A4495 48"W x 84"L x 21"H (4 Legs)	<input type="radio"/> A4520 60"W x 84"L x 21"H (4 Legs)	<input type="radio"/> A4525 72"W x 96"L x 21"H (4 Legs)
QTY:	QTY:	QTY:



STANDARD ELEVATING MAT TABLES:

<input type="radio"/> A4495-EL 48"W x 84"L x 21-31"H (4 Legs)	<input type="radio"/> A4520-EL 60"W x 84"L x 21-31"H (4 Legs)	<input type="radio"/> A4525-EL 72"W x 96"L x 21-31"H (4 Legs)
QTY:	QTY:	QTY:



NOTES:

ALUMA ELITE
MAT TABLES

















ALUMA ELITE MAT TABLES

















OPTIONS:

<input type="radio"/> A4495A - Storage Shelf for A4495 & A4495-EL (One on Each End)
<input type="radio"/> A4520A - Storage Shelf for A4520 & A4520-EL (One on Each End)
<input type="radio"/> A4525A - Storage Shelf for A4525 & A4525-EL (One on Each End)
<input type="radio"/> LOGO BB - Table Sling
<input type="radio"/> S1075AE - Single Foot Control Pedal (Elevating Mat Table Only)
<input type="radio"/> SBO-047 - Side Bumpers for Mat Table, 4' x 7' (Not available with A4495A, A4520A, or A4525A)
<input type="radio"/> SBO-057 - Side Bumpers for Mat Table, 5' x 7' (Not available with A4495A, A4520A, or A4525A)
<input type="radio"/> SBO-068 - Side Bumpers for Mat Table, 6' x 8' (Not available with A4495A, A4520A, or A4525A)















STANDARD UPHOLSTERY COLORS:

<input type="radio"/>  Royal Blue	<input type="radio"/>  American Beauty
<input type="radio"/>  Imperial Blue	<input type="radio"/>  Lark
<input type="radio"/>  Blue Ridge	<input type="radio"/>  Burgundy
<input type="radio"/>  Deep Violet	<input type="radio"/>  Dove
<input type="radio"/>  Forest	<input type="radio"/>  Charcoal
<input type="radio"/>  Mandarin Orange	<input type="radio"/>  Mocha
<input type="radio"/>  Black	<input type="radio"/>  Putty

STANDARD FRAME COLORS:

<input type="radio"/>  Royal Blue	<input type="radio"/>  Burgundy	<input type="radio"/>  Yellow
<input type="radio"/>  Navy Blue	<input type="radio"/>  Green	<input type="radio"/>  Orange
<input type="radio"/>  Red	<input type="radio"/>  Forest Green	<input type="radio"/>  Brown
<input type="radio"/>  White	<input type="radio"/>  Purple	<input type="radio"/>  Sky Blue
<input type="radio"/>  Black	<input type="radio"/>  Bright Blue	<input type="radio"/>  Charcoal
<input type="radio"/>  Light Gray		

ACCENT COLOR FOR STORAGE SHELF:

<input type="radio"/>  Royal Blue	<input type="radio"/>  Burgundy	<input type="radio"/>  Yellow
<input type="radio"/>  Navy Blue	<input type="radio"/>  Green	<input type="radio"/>  Orange
<input type="radio"/>  Red	<input type="radio"/>  Forest Green	<input type="radio"/>  Brown
<input type="radio"/>  White	<input type="radio"/>  Purple	<input type="radio"/>  Sky Blue
<input type="radio"/>  Black	<input type="radio"/>  Bright Blue	<input type="radio"/>  Charcoal
<input type="radio"/>  Light Gray		



A4520-EL with Storage Shelves