

NAME: _____

PHONE: _____

SCHOOL/ORGANIZATION: _____

E-MAIL: _____

DEALER/REP: _____

SALES REP: _____ QUOTE: _____

CAB-090N TREATMENT & RECOVERY CABINET





The Athletic Edge and NormaTec by Hyperice developed the CAB-090N Treatment & Recovery Cabinet with the vision of "Empowering Excellence." Athletic trainers will save time by storing the NormaTec within arm's reach, which empowers the athletes to control treatment if needed, allowing the athletic trainer to multi-task. The boot rack and vented drawer minimizes setup time, storage, and clutter. Custom designed for NormaTec's PULSE Series Recovery Systems with the high quality and superior craftsmanship of The Athletic Edge tables, the new CAB-090N Treatment and Recovery Cabinet offers innovative features. NormaTec recovery system not included.



*CAB-090N with Oak wood and Black Stain
(NormaTec Recovery System Not Included)*

STANDARD FEATURES:

- 30"W x 85"L x 32"H
- Load Capacity: 600 lbs.
- Dual extension drawer (22"L x 17"W x 17"H) accommodates the NormaTec product line
- Dual extension boot rack (44"L x 24"W) accommodates 2 pairs of NormaTec boots
- Boot rack contains 2 trays (24"L x 11"W x 4.5"H) that hold the NormaTec control units
- Available in wood or laminate finishes
- Wood cabinets available in natural finish or black stain
- 2" High density foam
- Rounded corners
- 55° Gas shock lift back and 45° split legs
- Graphics package with Hyperice and Athletic Edge branding
- Add your school/organization logo above the pull out drawers for no additional charge



OPTIONS:

- CAB-LB-NGS** - 60° Lift Back Cushion (Ratchet Style with No Gas Shock)
- CAB-RSL** - 45° Split Leg Cushion (Ratchet Style)

Note: When purchasing lift back and split leg options, the ratchet style lift back (CAB-LB-NGS) must be ordered with the ratchet style split leg (CAB-RSL).

STANDARD CABINET:

- CAB-090N**
Treatment & Recovery Cabinet
30"W x 85"L x 32"H
Qty _____



CAB-LB-NGS



CAB-RSL



CAB-090N TREATMENT & RECOVERY CABINET

STANDARD LAMINATE CHOICES:

-  **Oak**
-  **Maple**
-  **Cherry Merlot**
-  **Espresso**
-  **Grey**
-  **Storm Grey**
-  **Harbor Grain**
-  **Black**

STANDARD WOOD CHOICES:

-  **Oak**
-  **Maple**
-  **Oak with Black Stain**
-  **Maple with Black Stain**















WOOD STAIN OPTION:

- CAB-Stain**

STAIN CHOICES:

-  **Warm Copper**
-  **Deep Garnet**
-  **Fossil Gray**
-  **Tungsten**
-  **Rustic Fall**
-  **Warm Caramel**
-  **Black Beauty**
- Custom Wood Stain Color**

STANDARD UPHOLSTERY CHOICES:

-  **Royal Blue**
-  **Imperial Blue**
-  **Blue Ridge**
-  **Deep Violet**
-  **Forest**
-  **Mandarin Orange**
-  **Black**
-  **American Beauty**
-  **Lark**
-  **Burgundy**
-  **Dove**
-  **Charcoal**
-  **Mocha**
-  **Putty**

CUSTOM BRANDING:

- Decal Custom Small**
Small Logo Decal
(6"W x 6"H)



- Decal Custom Large**
Large Logo Decal
(12"W x 12"H)



CUSTOM CUSHION BRANDING:

- LOGO COVER**
Logo Slip Cover
(Lift Back Only)
(30"W x 12"H)










- LOGO DB**
Deboss Logo
(12"W x 12"H)
- DEBPLT12**
Deboss Plate



- LOGO CP**
Color Edge Print
(12"W x 12"H)



COLOR EDGE PRINT UPHOLSTERY CHOICES:

-  **Blue Ribbon**
-  **Purple Passion**
-  **Crimson**
-  **Black**
-  **Celestial**
-  **Valentine**
-  **Dolphin**

***Color Edge Print upholstery colors do not match Standard Upholstery colors.*